

The 2016 Census shows that WA's resident population has reached **2,474,440** - an increase by **10.5%** from 2011 (**2,239,171**). WA has higher population growth rate (**2%** per year) than the national average (**1.7%** per year).


The proportion of Australia-born has been declining steadily from

67.7% in 2001
60.3% in 2016

While the proportion of people born overseas increased from

32.2% in 2016
27.1% in 2001

The proportion of overseas born is larger in WA (32.2%) compared with the national figure of 26.3%. The proportion of Australia-born is smaller in WA (60.3%) compared to the national figure of 66.7%.

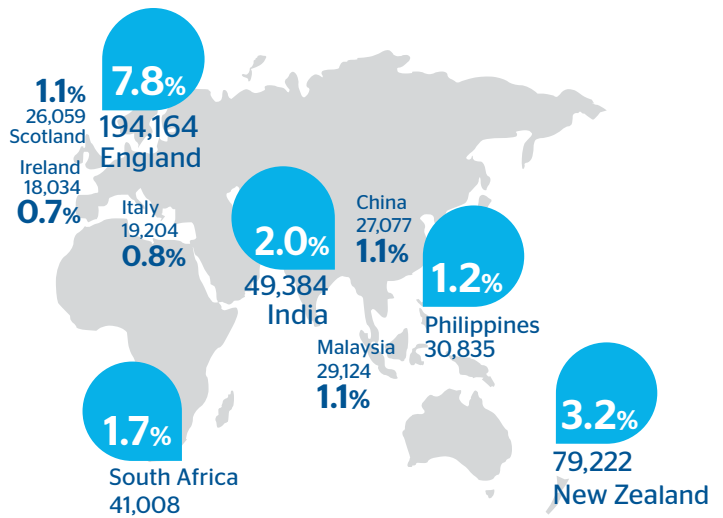


53.5% of Western Australians have one or both parents born overseas an increase from **51.7%** in 2011.

TOP 10 COUNTRIES OF BIRTH

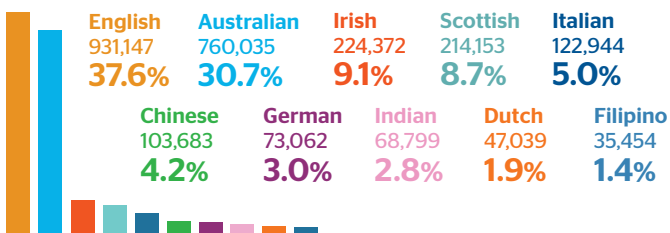
For the first time since the Census began in 1911, of the overseas-born, people born in non-main English speaking (NMES) countries outnumbered those from main English speaking (MES) countries.

Generally, the numbers of people from Asia, the Middle East and many African countries have increased, while those from Europe largely declined. The fastest growing birthplaces of the overseas-born are the Philippines, India and China.



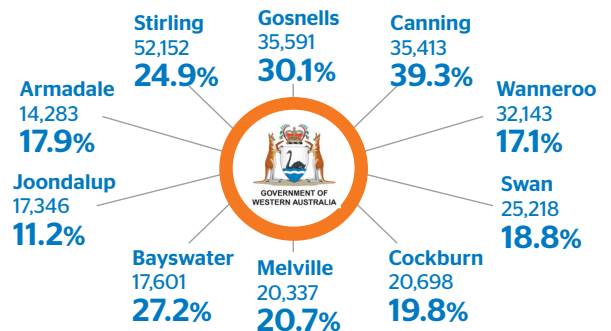
TOP 10 ANCESTRIES

In 2016, 77.2% of Western Australians had a non-Australian ancestry. Filipino ancestry replaced New Zealand as the tenth most common response.



TOP 10 MOST CULTURALLY AND LINGUISTICALLY DIVERSE LOCAL GOVERNMENT AREAS

90% of people born in NMES countries live in Metropolitan Perth (and 75% of all Western Australians).



FIVE MAIN FAITHS

The religious composition of the State is changing. The number of people affiliated with Christianity is declining, while those identified with no religion or non-Christian religions are increasing (except for Judaism).

The fastest growing religions are Hinduism, Islam and Buddhism. 33.0% of people (814,145 Western Australians) identified with no religion.



Christianity
1,231,605
49.8%



Buddhism
52,833
2.1%



Islam
50,650
2.0%



Hinduism
38,741
1.6%



Judaism
5,425
0.2%